

Beiter HIGH SPEED FILM

The Way to the Center

"End of 1986 I started making films, because I wanted to show the way of the arrow from the release to the target.

My aim was also to see and show, how the string releases from the fingers and how long the nock remains on the string; the behaviour of plunger and arrow rest, how different nocking points and nocking heights work; how different types of fletching (and their position) effect the arrow's flight; how the end of the arrow exits the bow window and, how too stiff or too weak arrows react.

I am sure that different viewers will interpretate and evaluate differently these sequences. Therefore the information attached to the video-tape shows basically the name of the archer, some info about his material and a few notes." (Werner Beiter)

"The Way to the Center" was released by Werner Beiter 1989 at the FITA World Championships in Lausanne. It is still up-to-date and full of information for skilled or beginners archers. Werner Beiter produces high-speed films for archery, to show and demonstrate to archers world-wide, a lot of new and very interesting facts regarding their sport. Sequences with up to 8000 frames per second were recorded. 30 meter long films rushed through the camera in 0,6 seconds! Try to imagine a 100 meter run. In reality it will be over after 10 seconds but, filmed with a high-speed camera (with 8000 frames per second), it would last 55 minutes!

The film includes only a small part of sequences filmed over several years: more than hundred, but a lot more are still not published.

"If you click on the following picture, you will see a sequence (Release, Nr.6) from our actual video. In this scene I wanted to show myself, doing a bad release." (Werner Beiter)

The overall length of "Der Weg ins Zentrum" is **12 min. 09sec.**

The film consists out of 33 sequences, which are divided in following chapters:

- ⇒ The Release (8 sequences)
- ⇒ The Release of the Nock from the String (3 sequences)
- ⇒ The Bow Window (12 sequences)
- ⇒ Die first Phase of Flight (6 sequences)
- ⇒ Arrows Hitting the Target (4 sequences)

Code-umbers:

The Code-numbers for the High Speed Film "The Way to the Center" are following:

VIPALE -> VHS Video "The Way to the Center", PAL, English Description

VISECAM -> VHS Video "The Way to the Center", SECAM, French Description

VINTSC -> VHS Video "The Way to the Center", NTSC, English Description

VIDVD_ -> DVD, "The Way to the Center". Please specify your Regional Code*

*due to many different standards, we can not guarantee that our DVD can be played on all players. This DVD is a DVD-R.

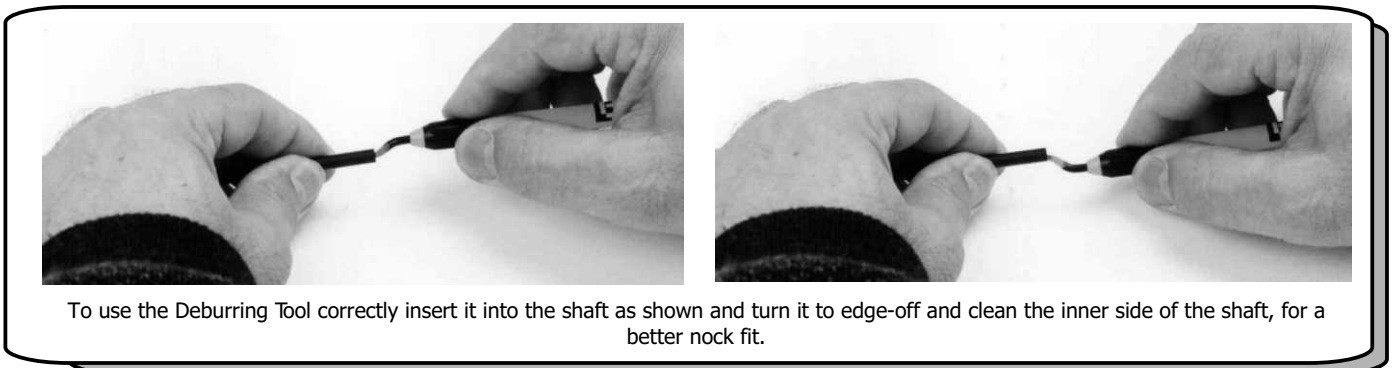
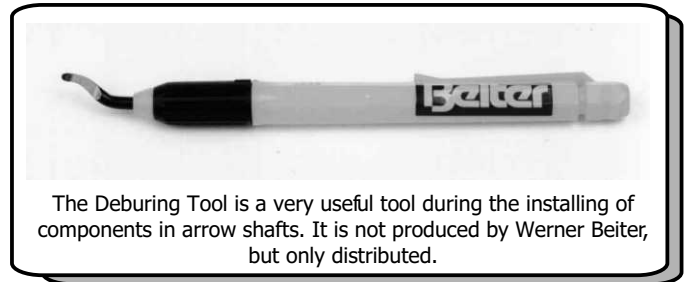


VARIOUS ACCESSORIES

Each small edge on the inner side of the shaft can make the installing of the nock more difficult or even damage it.

With the Deburring Tool, you may easily edge-off both ends of the shafts. This is useful - and sometimes very important! - to be able to insert the nock, without damaging it. Not only this: a deburred point-side, makes the glue hold better on the point.

Code_number: **ENTGRATER**



Another distributed product by Werner Beiter is a high quality, nicked Hex Wrench Set, which is meant to be "rust-free". The set is available in **Metric or Inches**.

The set includes following hex wrenches:

INCHES:

1/16", 5/64", 3/32", 7/64", 1/8", 3/16", 5/32", 9/64"


METRIC:

1,5mm, 2mm, 2,5mm, 3mm, 4mm, 5mm, 6mm

Code-number:

IMZOLL -> Hex Wrench Set, Inches

IMMETRISCH -> Hex Wrench Set, Metric



VARIOUS CLOTHING - MERCHANDISING

| BEITER CLOTHING | |
|--------------------------------|---|
| Code# | Description |
| Polo Royalblue | |
| POLOBLM | Polo, Royalblue, Medium, "Werner & Iris Center" |
| POLOBLL | Polo, Royalblue, Large, "Werner & Iris Center" |
| POLOBLXL | Polo, Royalblue, X-large, "Werner & Iris Center" |
| Polo Gray | |
| POLOXXXSGR | Polo, Gray, 4-7 years (110-120cm), "Werner & Iris Center" |
| POLOXXSGR | Polo, Gray, 8-10 years (130-140cm), "Werner & Iris Center" |
| POLOXSGR | Polo, Gray, 11-13 years (150-160cm), "Werner & Iris Center" |
| POLOSGR | Polo, Gray, Small, "Werner & Iris Center" |
| POLOMGR | Polo, Gray, Medium, "Werner & Iris Center" |
| POLOLGR | Polo, Gray, Large, "Werner & Iris Center" |
| POLOXLGR | Polo, Gray, X-large, "Werner & Iris Center" |
| POLOXXLGR | Polo, Gray, XX-large, "Werner & Iris Center" |
| Long Sleeve Shirt White | |
| SHIRTWSS | Shirt, Long Sleeve, White, Small, "Werner & Iris Center" |
| SHIRTWSM | Shirt, Long Sleeve, White, Medium, "Werner & Iris Center" |
| SHIRTWSL | Shirt, Long Sleeve, White, Large, "Werner & Iris Center" |
| SHIRTWSXL | Shirt, Long Sleeve, White, X-Large, "Werner & Iris Center" |
| Beanie Hat | |
| HATBLGE | Beanie Hat, Royal-Blue, Yellow "Beiter"-Logo |
| Baseball Caps | |
| KAPPEGE | Cap, Yellow-Navy, "Werner & Iris Center" |
| KAPPEBL | Cap, Blue-Navy, "Werner & Iris Center" |
| KAPPEDKBL | Cap, Navy-White, "Werner & Iris Center" |
| KAPPEGRRT | Cap, Gray-White, "Werner & Iris Center" |



⇒ **Beiter Polos** are available in 2 colours: ROYALBLUE (with yellow stitching on the sleeve and the chest) and GRAY (with red-white stitching on chest, neck and sleeve).

⇒ **Beiter Long Sleeve Shirt** are available in WHITE (with blue stitching on the chest and a big Beiter logo printed on the sleeve).

⇒ **Beiter Beanie Hat**, Royal Blue with Yellow Beiter logo.

⇒ **Beiter Caps** are available in 2 different designs and 2 models. The first design is available in YELLOW-NAVY and BLUE-NAVY, the second design in GRAY (with red-white stitching) and NAVY (with red-white stitching).



| BEITER MERCHANDISING | |
|-----------------------------|----------------------------------|
| Code# | Description |
| 9910110 | Beiter Badge |
| 9910101 | Logo Pin, Blue-Yellow, 30x14mm |
| 9900093 | Beiter, Sticker, Large, 170x60mm |
| 9900094 | Beiter, Sticker, Small, 33x12mm |